


CRIME REPORT (MARCH 2026.)



EXECUTIVE SUMMARY:

Crime Analysis:

In the period under review under the sampled counties, **3,314** criminal cases were recorded. This is **9.87%** decrease compared to the criminal cases that were recorded in February 2026 where **3,677** incidents were recorded. Crime was noted to be most prevalent in Nairobi County where **847** cases were reported, constituting **25.56%** of the total number of incidents reported under the sampled counties. This further is a **1.32%** increase in crime in Nairobi in comparison to the previous review period.

In the first quarter of the year, Kericho, Mombasa, Kirinyaga and Kwale have depicted a decreasing trend in crime rate.

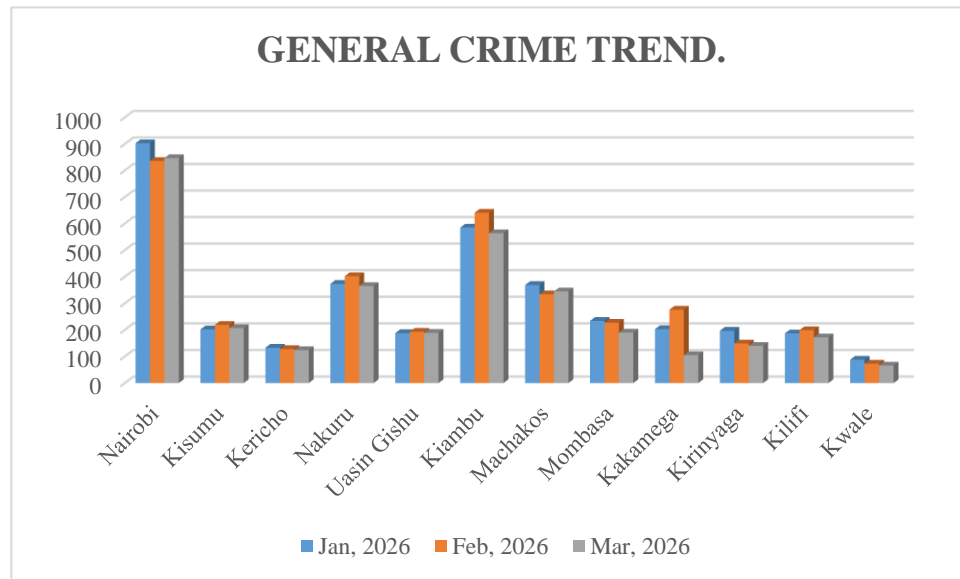
In the gazetted cities of Nairobi, Kisumu, Nakuru and Mombasa, **1,609** cases were recorded under the period under review. This is **4.45%** drop in the total number of cases recorded compared to the February 2026 crime statistics where **1,684** cases were recorded. Mombasa city recorded the highest percentage drop in criminal activities under the review period at **16.30%**.

Statistical presentation of crime data to March 2026:

	Jan, 2026	Feb, 2026	Mar, 2026	Variance %
Nairobi	903	836	847	1.32%
Kisumu	202	219	207	-5.48%
Kericho	133	128	124	-3.13%
Nakuru	373	402	365	-9.20%
Uasin Gishu	188	193	189	-2.07%
Kiambu	585	641	564	-12.01%
Machakos	369	334	345	3.29%
Mombasa	234	227	190	-16.30%
Kakamega	203	276	105	-61.96%
Kirinyaga	197	149	140	-6.04%
Kilifi	187	199	172	-13.57%
Kwale	88	73	66	-9.59%
Summation	3662	3677	3314	-9.87%

It is worth noting that in all the sampled counties above, all recorded a decrease in the total number of criminal cases reported in the month of March 2026 in comparison to February 2026 crime statistics except for the counties of Nairobi and Machakos. Kakamega County recorded the highest percentage drop in the number of criminal cases reported under the review period at **61.96%**.

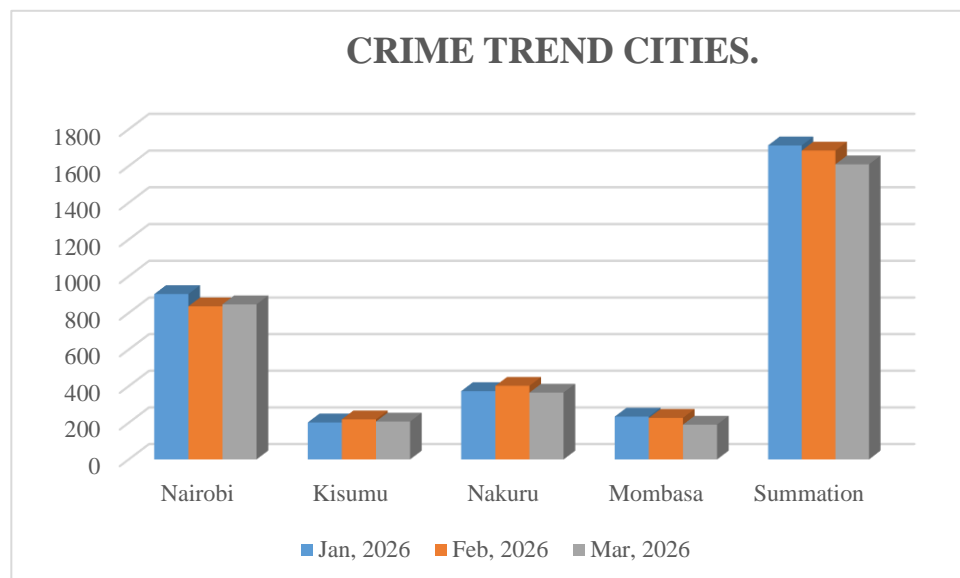
Graphical presentation of crime data to March 2026:



Statistical crime data, Cities, to March 2026:

	Jan, 2026	Feb, 2026	Mar, 2026	Variance %
Nairobi	903	836	847	1.32%
Kisumu	202	219	207	-5.48%
Nakuru	373	402	365	-9.20%
Mombasa	234	227	190	-16.30%
Summation	1712	1684	1609	-4.45%

Graphical presentation of crime data, cities to March 2026:



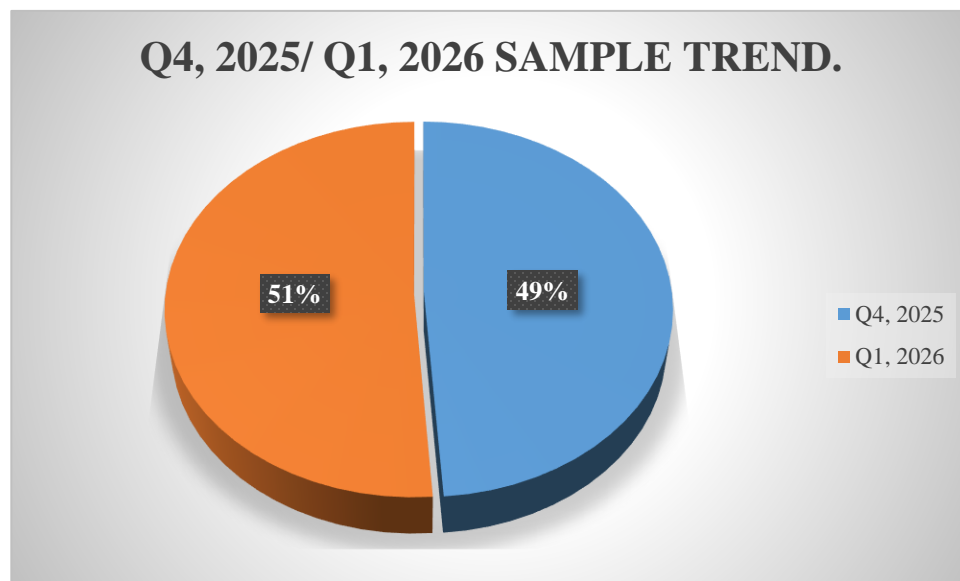
Quarter one of 2026 crime trend analysis:

In the first quarter of the year 2026, **10,653** criminal cases were recorded within the sampled counties. This is up by **4.64%** compared to **10,181** cases that were reported in the last quarter of the year 2025.

2025 Q 4 & 2026 Q 1 Comparison – Sampled Counties:

2025 Q 4 & 2026 Q 1 COMPARISON GENERAL SAMPLE GROUP				
	Q4, 2025	Q1, 2026	Diff	% Diff
Sample Population	10181	10653	472	4.64%

Q4, 2025/ Q1, 2026 Sampled Counties Trend:

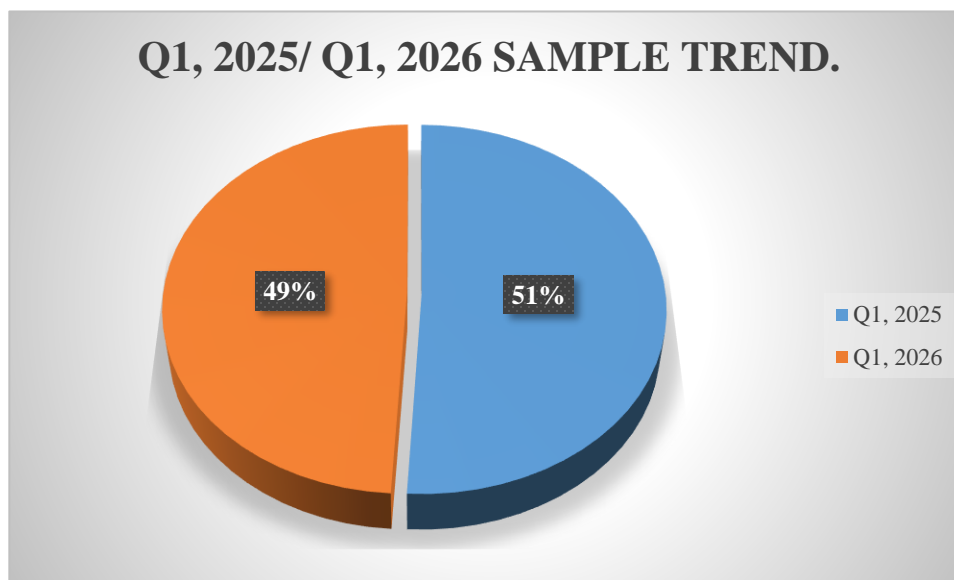


On the other hand, in a comparison that has been done on the crime statistics for the quarter one of 2026 and quarter one of 2025 show that crime was prevalent on the first quarter of 2025 in comparison to the quarter under review. **3.57%** drop in criminal activities was witnessed in the two quarters whereby **11,047** criminal cases and **10,653** criminal cases were recorded in the first quarter of 2025 and the first quarter of 2026 respectively.

2025 Q 1 & 2026 Q 1 Comparison General Sample Group:

2025 Q 1 & 2026 Q 1 COMPARISON GENERAL SAMPLE GROUP				
	Q1, 2025	Q1, 2026	Diff	% Diff
Sample Population	11047	10653	-394	-3.57%

Q1, 2025/ Q1, 2026 Sampled Counties Trend:



In an analysis that has been done on quarterly crime statistics for the cities, Nairobi, Kisumu, Nakuru and Mombasa, **5,005** criminal cases were reported in the first quarter of 2026. This is a **1.18%** drop in comparison to the to the crime statistics under a similar period in the year 2025 whereby **5,065** cases were reported.

2025 Q 1 & 2026 Q 1 Comparison Cities:

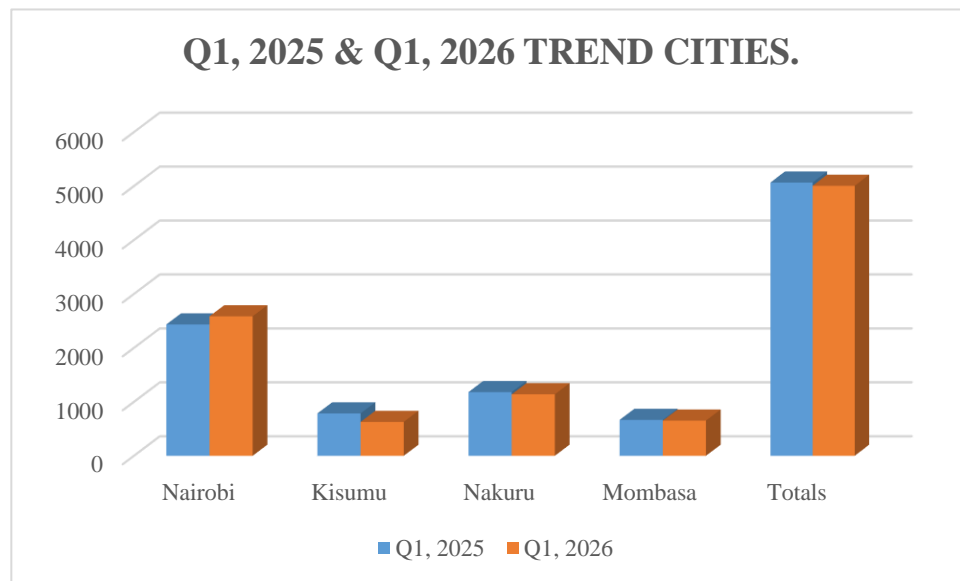
2025 Q 1 & 2026 Q 1 COMPARISON CITIES				
	Q1, 2025	Q1, 2026	Diff	% Diff
Nairobi	2434	2586	152	6.24%
Kisumu	785	628	-157	-20.00%
Nakuru	1181	1140	-41	-3.47%
Mombasa	665	651	-14	-2.11%
Totals	5065	5005	-60	-1.18%

Additionally, **4,577** cases were recorded in the last quarter of 2025 in comparison to **5,005** cases that were recorded in the first quarter of 2026 signifying **9.35%** increase in crime rate in the two quarters.

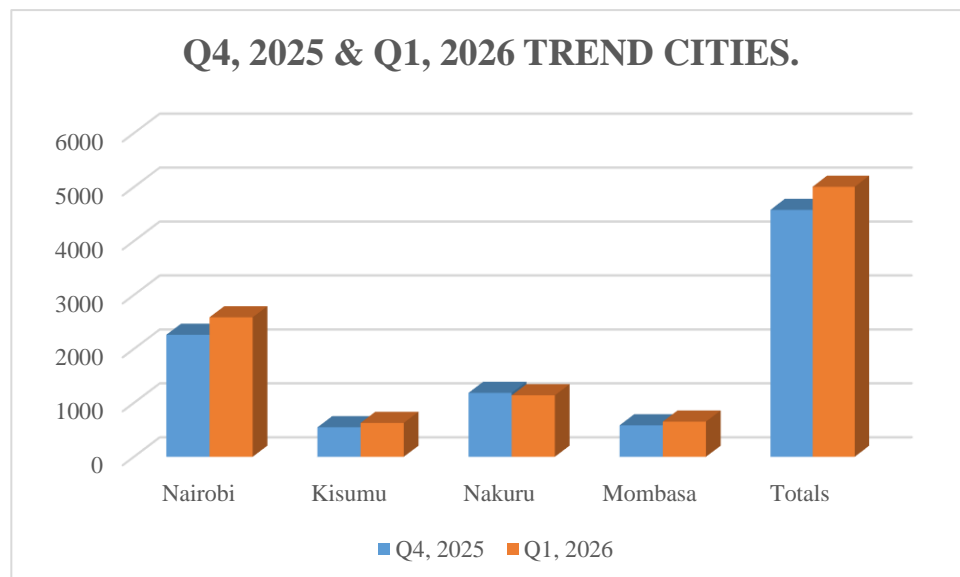
2025 Q 4 & 2026 Q 1 Comparison Cities:

2025 Q 4 & 2026 Q 1 COMPARISON CITIES				
	Q4, 2025	Q1, 2026	Diff	% Diff
Nairobi	2261	2586	325	14.37%
Kisumu	547	628	81	14.81%
Nakuru	1185	1140	-45	-3.80%
Mombasa	584	651	67	11.47%
Totals	4577	5005	428	9.35%

Q1, 2025 & Q1, 2026 Trend Cities:



Q4, 2025 & Q1, 2026 Trend Cities:



In the first quarter of 2026, **81** homicide cases were recorded across the four cities (Nairobi, Kisumu, Nakuru and Mombasa). This is a **10.99%** drop in the numbers recorded in comparison to the homicide incidents that were recorded in the last quarter of 2025. **91** homicide cases were registered.

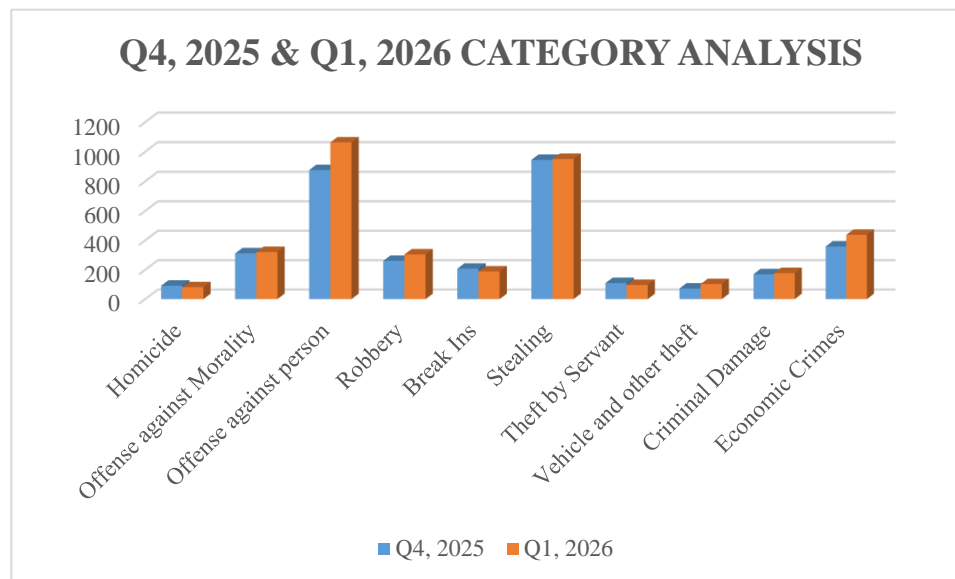
Cases relating to theft of motor vehicles rose by **41.67%** up from **72** cases that were recorded in the last quarter of 2025 to **102** cases that were recorded in the first quarter of 2026.

There was also an upsurge in robbery with violence cased in the first quarter of 2026 whereby 304 incidents were registered in comparison to 260 incidents that were recorded in the last quarter of 2025 which represent a 16.92% increase in criminal cases under this category.

Statistical Data: 2025 Q 4 & 2026 Q 1 Comparison:

2025 Q 4 & 2026 Q 1 COMPARISON.				
	Q4, 2025	Q1, 2026	Diff	% Diff
Homicide	91	81	-10	-10.99%
Offense against Morality	311	320	9	2.89%
Offense against person	876	1063	187	21.34%
Robbery	260	304	44	16.92%
Break Ins	207	188	-19	-9.18%
Stealing	945	951	6	0.63%
Theft by Servant	109	96	-13	-11.93%
Vehicle and other theft	72	102	30	41.67%
Criminal Damage	169	177	8	4.73%
Economic Crimes	358	437	79	22.07%

Graphical presentation: 2025 Q 4 & 2026 Q 1 Comparison:

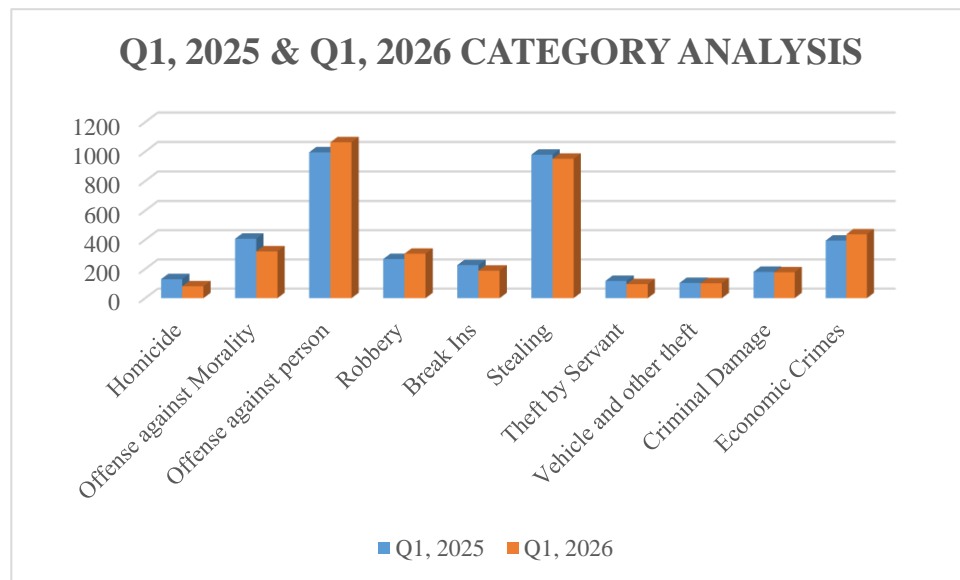


Statistical Data: 2025 Q 1 & 2026 Q 1 Comparison:

2025 Q 1 & 2026 Q 1 COMPARISON.				
	Q1, 2025	Q1, 2026	Diff	% Diff
Homicide	130	81	-49	-37.69%
Offense against Morality	407	320	-87	-21.38%
Offense against person	995	1063	68	6.83%
Robbery	268	304	36	13.43%
Break Ins	226	188	-38	-16.81%
Stealing	979	951	-28	-2.86%
Theft by Servant	118	96	-22	-18.64%

Vehicle and other theft	104	102	-2	-1.92%
Criminal Damage	180	177	-3	-1.67%
Economic Crimes	394	437	43	10.91%

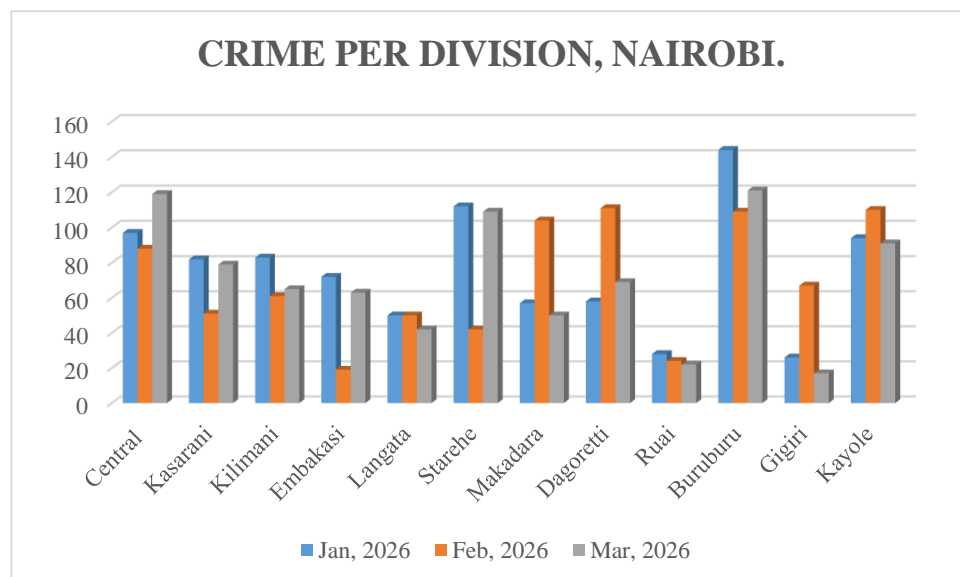
Graphical Presentation: 2025 Q 1 & 2026 Q 1 Comparison:



CRIME ANALYSIS PER DIVISION – CITIES QUARTER 1, 2026:

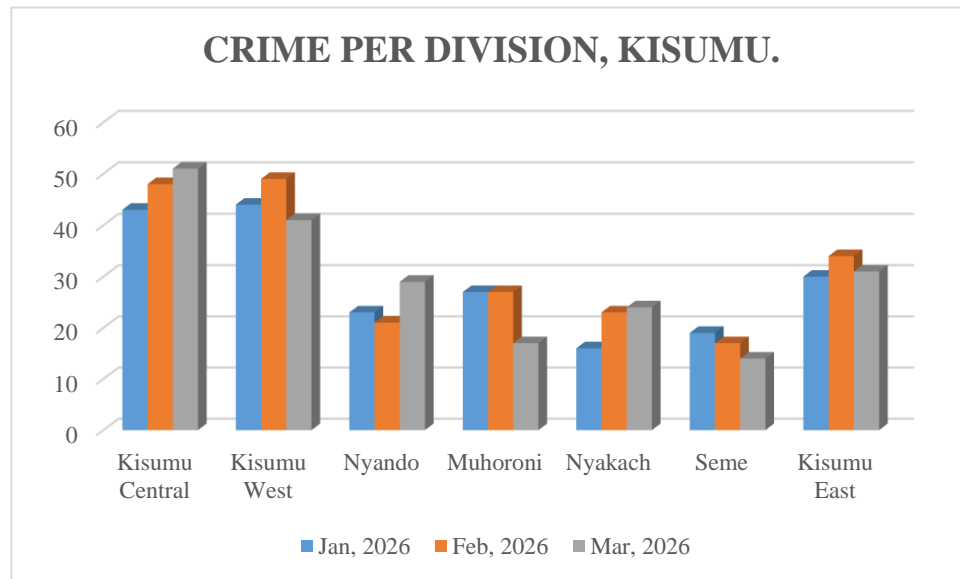
Nairobi City:

Crime trend per Division – Nairobi:



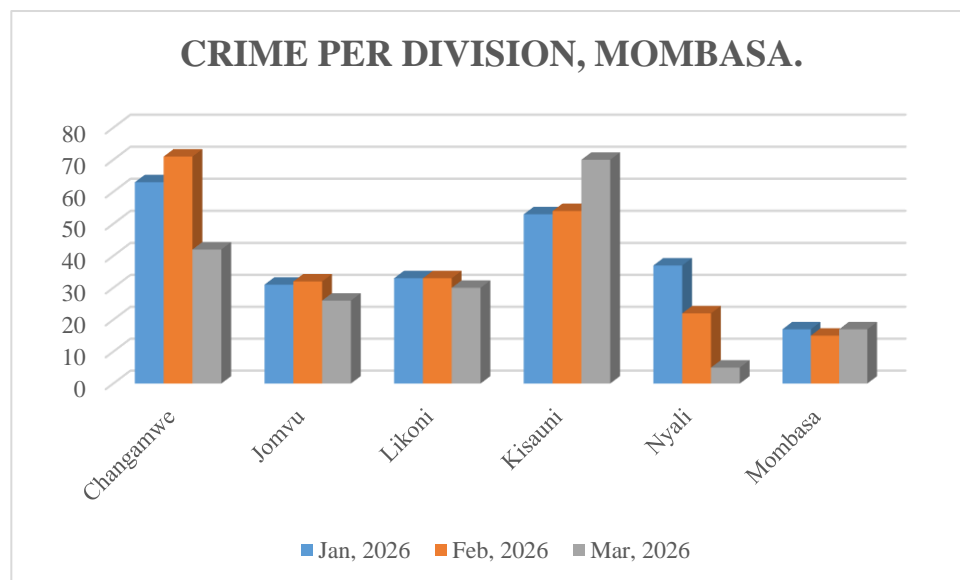
Kisumu City:

Crime trend per Division – Kisumu:



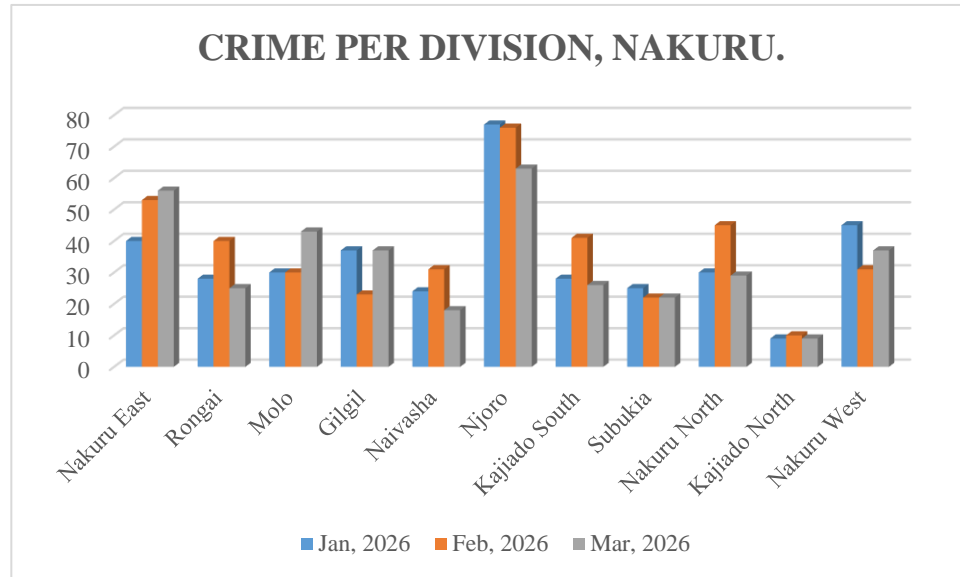
Mombasa:

Crime trend per Division – Mombasa:



NAKURU:

Crime trend per Division – Nakuru:



SECURITY TIPS AND ADVICE:

- ✓ Ensure your premise is properly secured. Reach us on www.rileyfalconsecurity.co.ke for free security audit and security advice.