

RFSSL CRIME REPORT (JULY, 2024.)



EXECUTIVE SUMMARY:

During the period under review (July 2024), a total of **3,828** incidents were reported within the sampled counties. This is a **6.93%** drop in criminal activities compared to the previous period of June 2024 where a total of **4,113** incidents were recorded.

In the period under review, crime was most prevalent in the cities where a total of **1,749** incidents were recorded. This accounts for nearly half of the total number of incidents recorded within the sample population within the period under review (**45.69%**). This is however a **4.06%** reduction in criminal activities in the period under review compared to the June 2024 period where a total of **1,823** incidents were recorded. In addition, within the cities category, each of the four gazetted cities recorded a decline in criminal activities except for Mombasa which recorded a **9.05%** increase in crime rate.

Nairobi and Kiambu counties continue to lead in criminal activities. The crime statistics in these counties for the period under review are **866** and **823** incidents respectively. In comparison to the previous period of June 2024, Nairobi county recorded a **3.13%** drop in crime rate while on the other hand, Nakuru county recorded a **12.59%** increase in criminal activities.

Within the Nairobi county, crime was most prevalent in Starehe Division where a total of **145** criminal cases were recorded accounting for **16.74%** of the total number of incidents recorded within the county. This was followed by Buruburu Division where a total of **122** incidents were recorded. The above indicates that in Nairobi county crime is most prevalent in the Eastlands area of the county. The least number of incidents within the period under review were reported in Ruai and Gigiri Divisions where **35** and **36** incidents were recorded respectively.

Over the past three months, Nairobi county have recorded a declining crime trend.

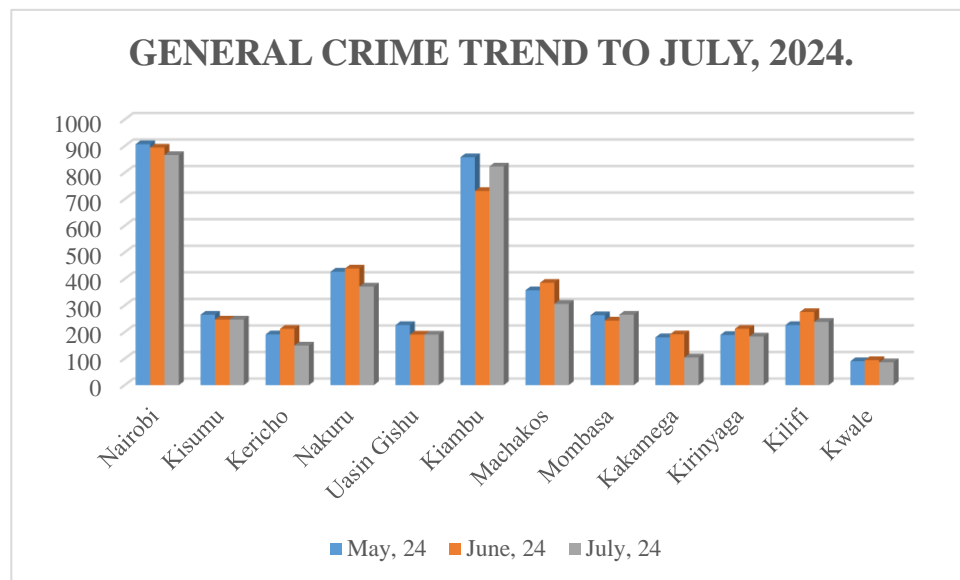
In the coastal counties of Mombasa, Kilifi and Kwale which formed part of the sample population, a total of **589** incidents were recorded in the period under review. This is a **1.73%** increase in criminal activities compared to the previous review period of June 2024. Both Mombasa and Kwale recorded an increase in crime during the period under review while on the other hand, Kilifi recorded a **13.45%** decline in crime.

Statistical illustration of crime trend (General) to July, 2024:

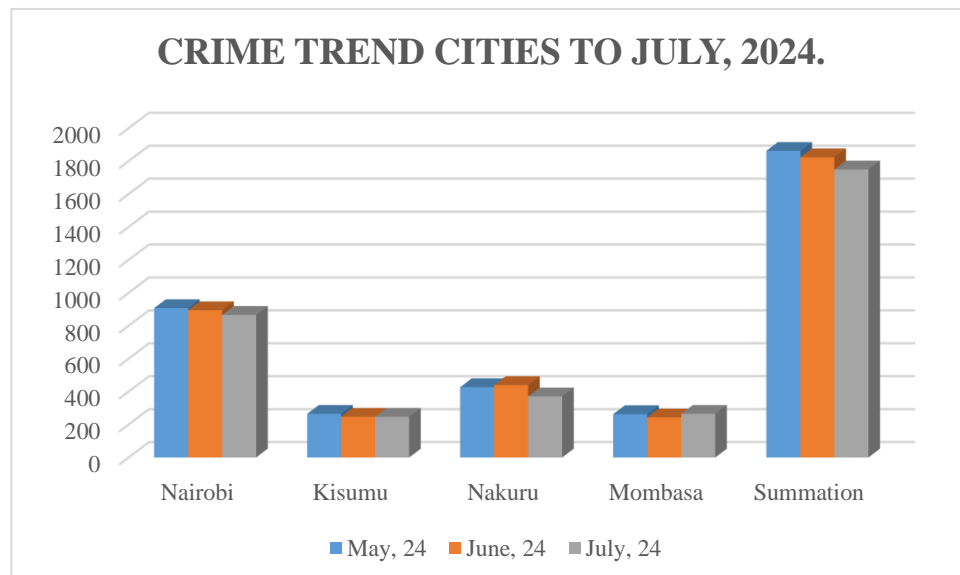
	May, 24	June, 24	July, 24	Variance %
Nairobi	907	894	866	3.13% -ve
Kisumu	265	247	247	0.00%
Kericho	191	212	149	29.72% -ve
Nakuru	427	439	371	15.49% -ve
Uasin Gishu	226	190	190	0.00%

Kiambu	858	731	823	12.59%+ve
Machakos	357	385	306	20.52% -ve
Mombasa	263	243	265	9.05% +ve
Kakamega	180	191	104	4.55% -ve
Kirinyaga	189	212	183	13.68% -ve
Kilifi	226	275	238	13.45% -ve
Kwale	90	94	86	8.51% +ve
Summation	4179	4113	3828	6.93% -ve

Graphical presentation of data on general crime trend to July, 2024:



Graphical presentation of data on cities crime trend to July, 2024:



CRIME ANALYSIS PER CATEGORY (CITIES):

In the period under review, in the statistics obtained for the cities, there was a significant reduction in criminal activities related to robbery. A total of **84** cases were recorded in the month of July 2024

Compared to **118** cases that were recorded in June 2024. This represents a **28.81%** reduction in cases touching on robbery within the period under review.

Incidents touching on offences against persons were the most prevalent in the period under review in the cities where a total of **353** cases were recorded. This is however a **5.87%** drop in the number of cases reported compared to the period of June 2024 where a total of **375** cases were recorded.

Over the past three months, there has been a rising trend in criminal activities touching on economic crime with the most prevalent type under this category being obtaining money by false pretense. A total of **164** cases were reported in the period under review. This is a **3.14%** increase in cases under this category compared to the June 2024 statistics where a total of **159** cases were reported to the various law enforcement agencies across the four cities.

The statistics for each of the four cities under the category of economic crime are as follows: Nairobi (a total of **107** cases were reported in the month of July out of which **84** related to obtaining money by false pretense.), Kisumu (a total of **14** cases were reported out of which **12** relate to obtaining money by false pretense.), Nakuru (a total of **23** cases were reported out of which **19** related to obtaining money by false pretense.) and Mombasa (a total of **20** cases were reported out of which **18** related to obtaining money by false pretense.)

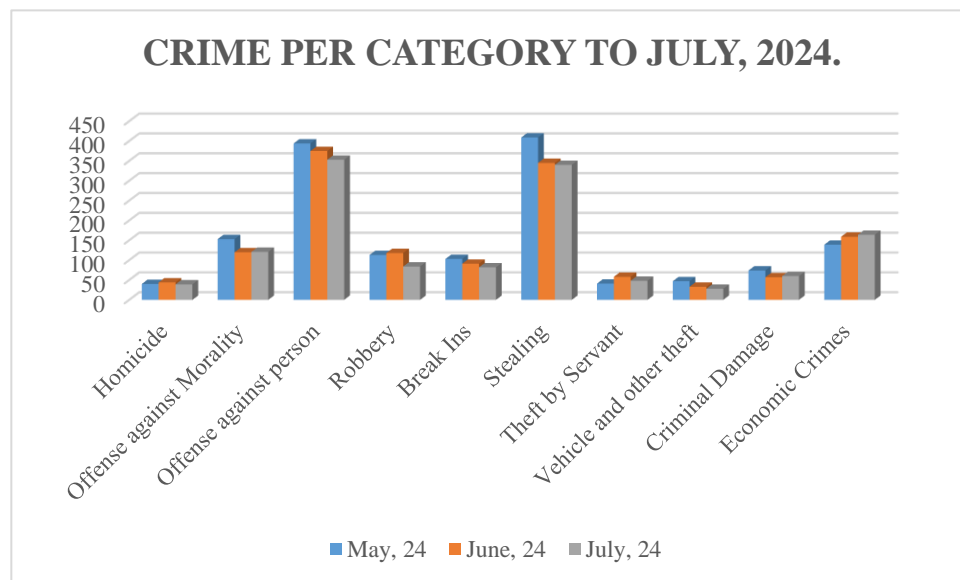
On the other hand, incidents under the category of theft of motor vehicles, motor vehicle parts and other automobiles have witnessed a declining trend over the past three months. A total of **28** incidents were recorded in the month of July 2024 compared to **33** incidents that were recorded in the month of June 2024 within the four cities which translates to a **15.15%** drop in incidents under this category within the highlighted period.

The statistics for each of the four cities under the category of theft of motor vehicles, motor vehicle parts and other auto mobiles are as follows: Nairobi (a total of **18** cases were recorded in the month of July out of which **7** were theft of motor vehicle while **6** related to theft of motorcycle. The rest of the cases touch of theft from motor vehicle.), Kisumu (a total of **2** cases were report. **1** case being on the theft of a motor vehicle and the other being the theft of a motorcycle.) Nakuru (a total of **6** cases were recorded out of which **2** related to theft of motor vehicle, **2** theft of motorcycle and the rest of the cases being theft and vandalism of motor vehicle parts.) and Mombasa (a total of **2** cases were reported. **1** case being on the theft of a motor vehicle while the other being the theft of a motorcycle.)

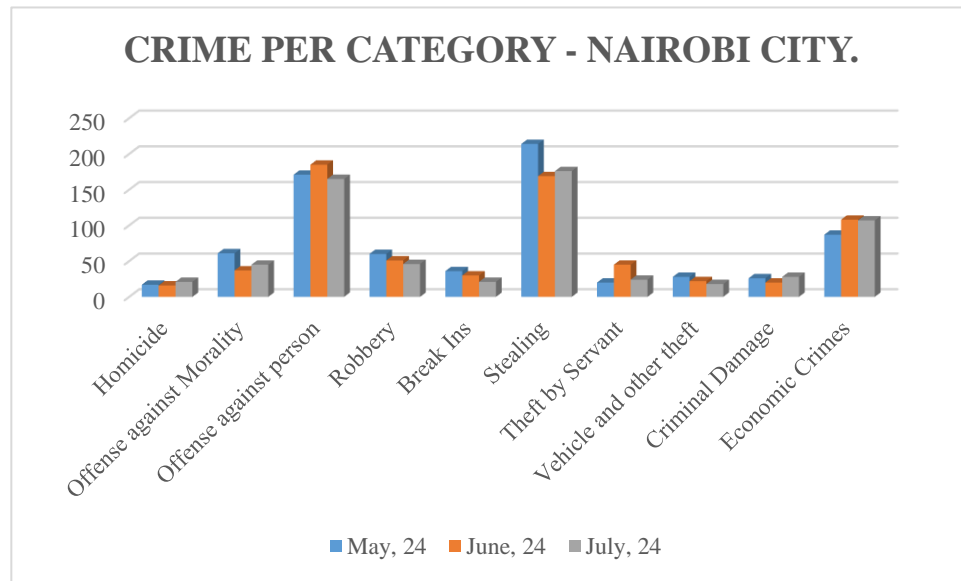
Statistical illustration of crime trend per category (Cities) to July, 2024:

	May, 24	June, 24	July, 24	Variance %
Homicide	17	16	21	31.25% +ve
Offense against Morality	61	37	45	21.62% +ve
Offense against person	171	185	165	10.81% -ve
Robbery	60	51	46	9.80% -ve
Break Ins	36	30	21	30.00% -ve
Stealing	214	169	176	4.14% +ve
Theft by Servant	20	45	24	46.67% -ve
Vehicle and other theft	28	22	18	18.18% -ve
Criminal Damage	26	20	28	40.00% +ve
Economic Crimes	87	108	107	0.93% -ve

Graphical illustration of crime trend (Per Category Cities) to July, 2024:



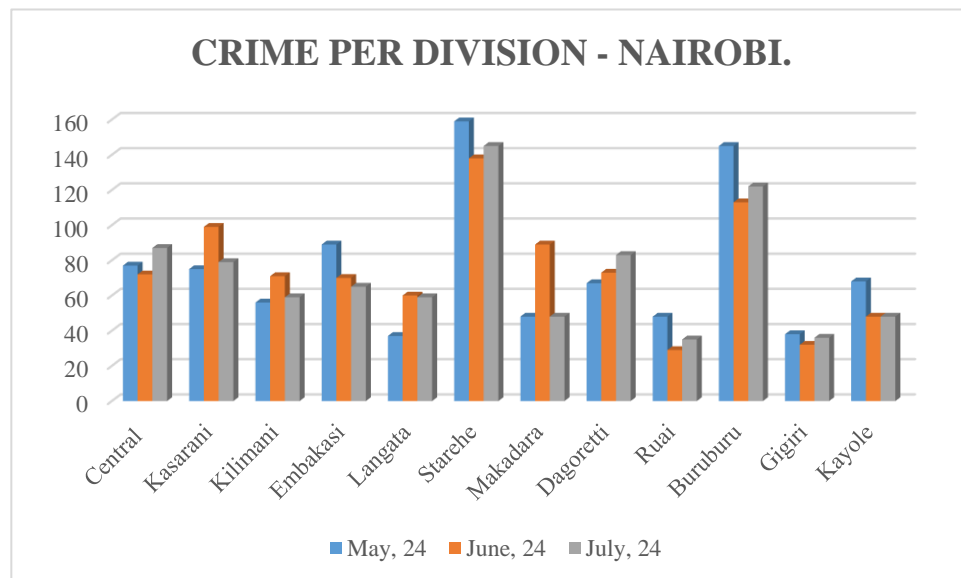
Graphical illustration of crime trend (Nairobi County) to July, 2024:



CRIME ANALYSIS PER DIVISION – CITIES:

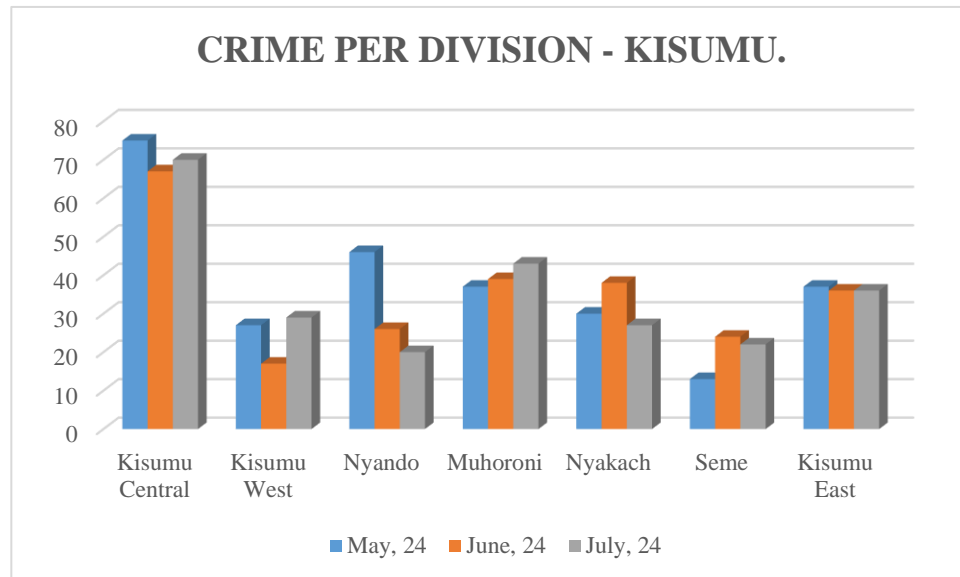
Nairobi City Analysis per Division:

Graphical presentation of Crime Data Per Division: To July, 2024:



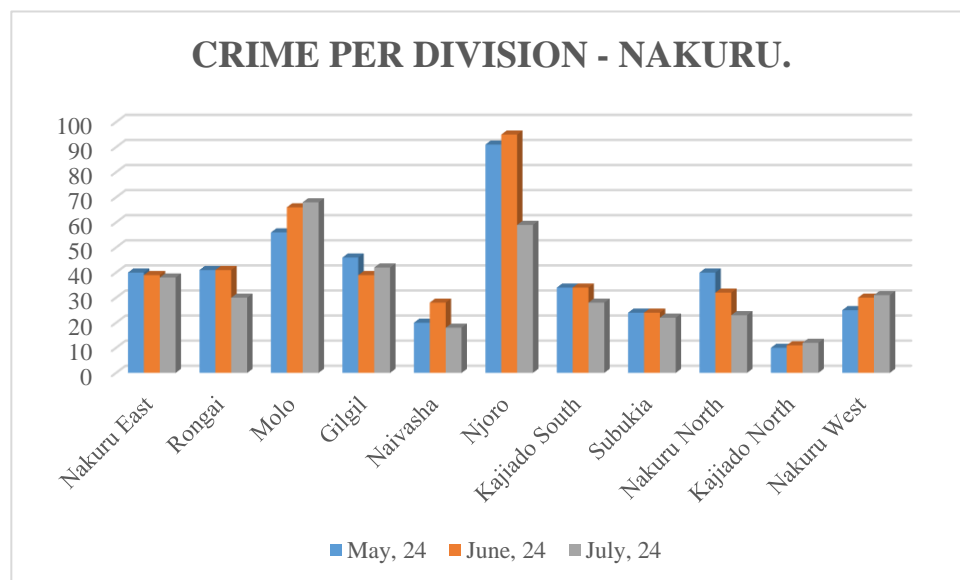
Kisumu City Analysis per Division:

Graphical presentation of Crime Data Per Division: To July, 2024:



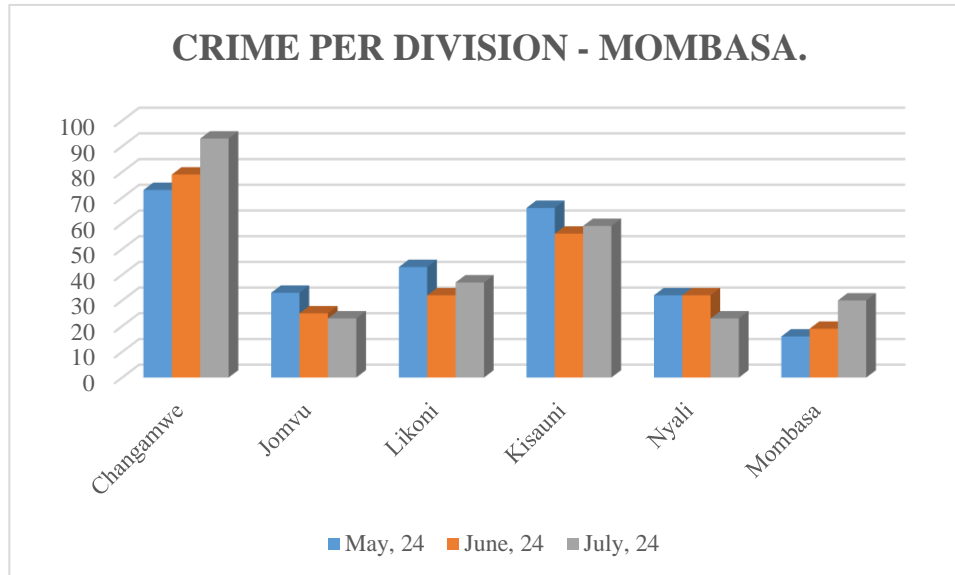
Nakuru City Analysis per Division:

Graphical presentation of Crime Data Per Division: To July, 2024:



Mombasa City Analysis per Division:

Graphical presentation of Crime Data Per Division: To July, 2024:



SECURITY TIPS AND ADVICE:

- ✓ Ensure your premise is properly secured. Reach us on www.rileyfalconsecurity.co.ke for free security audit and security advise.

